

**Makita**<sup>®</sup>

40Vmax series

**XGT**

**40V** **Li-ion**  
**max**





**XGT**

# 40V Li-ion max

**High Power**

**Durability**

**Digital  
Communication**

**Combination Hammer**  
HR001G / HR002G / HR003G / HR004G

**Recipro Saw**  
JR001G

**Impact Wrench**  
TW001G

**Driver Drill**  
DF001G

**Hammer Driver Drill**  
HP001G

**Impact Driver**  
TD001G

**Angle Grinder**  
GA003G / GA004G / GA005G /  
GA011G / GA012G / GA013G

**Circular Saw**  
HS003G / HS004G

# Index

---

**4 — 40Vmax Li-ion Battery  
40Vmax Fast Charger**

**6 — Impact Driver**  
TD001G

**8 — Driver Drill  
Hammer Driver Drill**  
DF001G / HP001G

**10 — Impact Wrench**  
TW001G

**12 — Angle Grinder**  
GA003G / GA004G / GA005G  
GA011G / GA012G / GA013G

**14 — Combination Hammer**  
HR001G / HR002G / HR003G / HR004G

**16 — Circular Saw**  
HS003G / HS004G

**18 — Recipro Saw**  
JR001G







# 40V Li-ion max

Tool ◀▶ Battery ◀▶ Battery Charger  
Digital communication


XGT is a new system with its own tools, batteries, and chargers. A combination of innovative tool design and higher output batteries provide a genuine solution for high demand industrial users.

## Optimum power supply system and Optimum charging system

The XGT range of tools and batteries come with a built-in program, providing digital communication between the battery and tool. Allowing not only for the battery to talk with tool but also the tool to talk to the battery. Battery technology and motor engineering that work together for optimum performance.

### Optimum charging system

Auto maintenance system with two cooling fans for providing more optimum fast charging



## 40Vmax Li-ion Battery

**BL4025**  
2.5Ah  
(191B36-3)



**BL4040**  
4.0Ah  
(191B26-6)




### Charging time

<b>BL4025</b>	<b>28 min</b>
<b>BL4040</b>	<b>45 min</b>

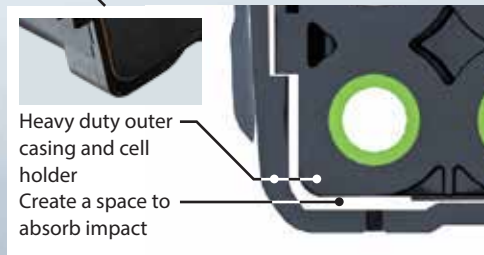
# 40Vmax Lithium-ion Battery Series

## Built Tough

High durability specifications specially designed for 40Vmax Li-Ion batteries




4-LED fuel gauge indicator



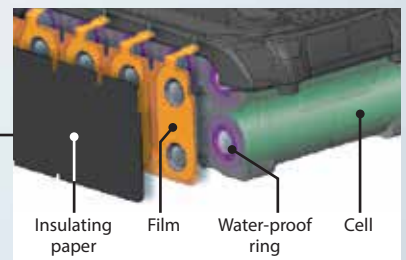
Heavy duty outer casing and cell holder  
Create a space to absorb impact

Shock absorption structure




Terminal short-circuit prevention structure

The protection wall is provided between terminals against water and dust.



Waterproof Triple-layer Structure

prevents cell failure due to water and dust.



High Rigidity Battery Rails

Durable slide in battery rail that holds the battery and the tools firmly and securely to withstand high power products

## 40Vmax Fast Charger

The enlarged and raised LED light provides clearer indication of charging status.

DC40RA  
(191E08-6)



Interchangeable Adapter

ADP10  
(191C11-5)



Compatible with LXT Li-Ion batteries





**Impact Driver  
TD001G**

# Delivers 220N · m of Max Torque

## 10 Tightening modes

		No load speed / Impacts per min (min <sup>-1</sup> )	
<p><b>Wood mode</b> driving at low speed until fastening begins</p> <p>0 - 1,800 / 4,400</p>	<p><b>3 Bolt mode</b> with rotation auto stop for tightening/ loosening bolts for more efficient work</p> <p>Mode1: 2,500 / - Mode2: 3,700 / 4,400 Mode3: 3,700 / 4,400</p>	<p><b>T1 Teks screw (thin metal)</b> Driving self-drilling screws to a thin gauge metal like a metal stud</p> <p>0 - 2,400 / -</p>	<p><b>T2 Teks screw (thick metal)</b> Driving self-drilling screws to a thick gauge metal</p> <p>0 - 3,700 / 2,600</p>

### 4 -Speed power selection



### 6 -Assist modes

No load speed / Impacts per min (min <sup>-1</sup> )			
<p><b>Max</b></p> <p>0 - 3,700 / 4,400</p>	<p><b>Hard</b></p> <p>0 - 3,200 / 3,600</p>	<p><b>Medium</b></p> <p>0 - 2,100 / 2,600</p>	<p><b>Soft</b></p> <p>0 - 1,100 / 1,100</p>





**BL MOTOR XPT**

**Rigid anvil holder with ball bearings reduces bit wobbling**



about **15% UP**

**Drove  $\phi 6.5 \times 120\text{mm}$  metal fastening screws**

<b>TD001G</b>	<b>115</b>	<b>2.5s</b>
Predecessor Model 18V	100	
Slow		Fast

**One-touch bit installation**



**Variable speed control by trigger**

**Twin LED job light**



- **One-touch 4-speed selector** provides precise fastening control for a wide range of applications.
- **Quick-change memory mode** allows operator to rapidly change between two registered settings

**Work amount on a full battery charge\*1**

Battery: BL4025

about <b>800 pcs</b> Drove 65mm coarse thread screws	about <b>160 pcs</b> Drove 120mm metal fastening screws
---	--

Capacity	Machine Screw: M4 - M8 (5/32" - 5/16") Standard Bolt: M5 - M16 (3/16" - 5/8") High Strength Bolt: M5 - M14 (3/16" - 9/16") Coarse thread (in length): 22 - 125 mm (7/8" - 4-7/8")
Hex Shank	6.35 mm (1/4")
No Load Speed (RPM)	Max / Hard / Med / Soft: 0 - 3,700 / 3,200 / 2,100 / 1,100
Impacts Per Minute (IPM)	Max / Hard / Med / Soft: 0 - 4,400 / 3,600 / 2,600 / 1,100
Max Fastening Torque	220 N·m (1,950 in.lbs.)
Fastening Torque	Hard / Med / Soft: 170 / 50 / 20 N·m (1,510 / 440 / 180 in.lbs.)
Sound Pressure Level	96 dB(A)
Sound Power Level	107 dB(A)
Dimensions (L x W x H)	w/ BL4025: 120x86x245 mm (4-3/4"x3-3/8"x9-5/8") w/ BL4040: 120x86x250 mm (4-3/4"x3-3/8"x9-7/8")
Net weight	1.7 - 2.0 kg (3.7 - 4.4 lbs.)

\*1 The test results depend to a great extent on the test material etc. **7**



**Hammer Driver Drill / Driver Drill**  
**HP001G / DF001G**  
13 mm (1/2")

# Delivers 140N · m of Max Torque

**Solid performance**

especially in heavy duty applications by efficient brushless motor and XGT battery



**41 electronical clutch setting (21-stage setting in High mode)**

A wider range of torque can be covered than mechanical clutch



Easy jog dial adjustment with digital display

**AFT** Active Feedback sensing Technology

turns the motor off if bit rotation is suddenly forced to stop.



Drove ø8 x 400mm long construction screws into 400mm thick SPF

HP / DF001G	125
18V Predecessor Model	100

Slow Fast



Drilled holes through 38mm thick SPF with ø65mm (2 - 9/16") self-feeding bit

HP / DF001G	135
18V Predecessor Model	100

Slow Fast





photo: HP001G

**BL MOTOR AFT XPT**



HP001G

Mechanical  
2-speed



DF001G

Compact overall length for  
easy handling and control

18V  
Predecessor  
Model



HP001G: 182mm

**Work amount on a full battery charge\*<sup>1</sup>**

Battery: BL4025

about <b>40 pcs</b> Drove ø8 x 400mm long construction screws into 400mm thick SPF	about <b>90 pcs</b> Drilled holes through 38mm thick SPF with ø65mm (2 - 9/16") self-feeding bit	about <b>480 pcs</b> Drilled holes through 38mm thick SPF with 7/8" Ship Auger bit
---	---	---

**Outstanding  
drilling speed**

**0 - 2600 min<sup>-1</sup>**  
at High speed mode

**HP001G**

Capacity	Steel: 20 mm (13/16") / Wood (Auger-Bit): 50 mm (2") Wood (Self-Feed Bit): 76 mm (3") / Wood (Hole Saw): 152 mm (6") Masonry: 20 mm (13/16")
Chuck Capacity	1.5 - 13 mm (1/16 - 1/2")
Impacts Per Minute (IPM)	High / Low: 0 - 39,000 / 0 - 9,750
No Load Speed (RPM)	High / Low: 0 - 2,600 / 0 - 650
Max Fastening Torque	Hard / Soft: 140 / 68 N-m (1,240 / 600 in.lbs.)
Max lock torque	125 N-m (1,100 in.lbs.)
Sound Pressure Level	85 dB(A)
Sound Power Level	96 dB(A)
Dimensions (L x W x H)	w/ BL4025: 182x86x275 mm (7-1/8"x3-3/8"x10-7/8") w/ BL4040: 182x86x282 mm (7-1/8"x3-3/8"x11-1/8")
Net weight	2.7 - 3.0 kg (6.0 - 6.6 lbs.)

**DF001G**

Capacity	Steel: 20 mm (13/16") Wood (Auger-Bit): 50 mm (2") / Wood (Self-Feed Bit): 76 mm (3") Wood (Hole Saw): 152 mm (6")
Chuck Capacity	1.5 - 13 mm (1/16 - 1/2")
No Load Speed (RPM)	High / Low: 0 - 2,600 / 0 - 650
Max Fastening Torque	Hard / Soft: 140 / 68 N-m (1,240 / 600 in.lbs.)
Max lock torque	125 N-m (1,100 in.lbs.)
Sound Pressure Level	75 dB(A)
Dimensions (L x W x H)	w/ BL4025: 181x86x275 mm (7-1/8"x3-3/8"x10-7/8") w/ BL4040: 181x86x282 mm (7-1/8"x3-3/8"x11-1/8")
Net weight	2.7 - 3.0 kg (5.9 - 6.6 lbs.)

\*1 The test results depend to a great extent on the test material etc. **9**



**Impact Wrench**  
**TW001G**  
**3/4" (19 mm)**

# Over 2,000 N · m of Nut-Busting Torque

**Electronic 4-stage impact power selection**

enables user to control the power and speed depending on the applications.



**Forward and reverse rotation auto stop mode**



	Forward	Reverse
<b>mode 1</b>	Stops immediately after impact is detected	Stops immediately after the bolt/ nut gets loosened
<b>mode 2</b>	Stops approximately 0.5 seconds after impact is detected	Stops approximately 0.2 seconds after the bolt/ nut gets loosened
<b>mode 3</b>	Stops approximately 1 second after impact is detected	Shift to 230 min <sup>-1</sup> after the bolt/ nut gets loosened

No load speed (min<sup>-1</sup>)

- Max: 0-1,800
- Hard: 0-1,400
- Medium: 0-1,150
- Soft: 0-950

Impacts per minutes (min<sup>-1</sup>)

- Max: 0-2,500
- Hard: 0-2,400
- Medium: 0-2,200
- Soft: 0-1,900



**High power BL Motor**







**BL MOTOR XPT**



Twin LED job light



**Full speed mode**

Switches between variable and full speed by pressing the button. Reaches full speed with fewer pull trigger to minimize user's fatigue in continuous work.



Work amount on a full battery charge\*1

Battery: BL4040

about **350 pcs**  
Tightening M27 high strength bolts

Compact overall length for easy handling and control

← **217 mm** → TW001G

Predecessor Model 18V



Fastening Capacities	Standard Bolt: M12 - M36 (1/2" - 1-7/16") High Strength Bolt: M10 - M27 (3/8" - 1-1/16")
Square Drive	19 mm (3/4")
No Load Speed (RPM)	Max / Hard / Med / Soft: 0 - 1,800 / 0 - 1,400 / 0 - 1,150 / 0 - 950
Impacts Per Minute (IPM)	Max / Hard / Med / Soft: 0 - 2,500 / 0 - 2,400 / 0 - 2,200 / 0 - 1,900
Max Fastening Torque	1,800 N·m (1,330 ft.lbs.)
Dimensions (L x W x H)	w/ BL4025: 217x94x297 mm (8-1/2"x3-11/16"x11-3/4") w/ BL4040: 217x94x303 mm (8-1/2"x3-11/16"x11-7/8")
Net weight	3.9 - 4.2 kg (8.6 - 9.3 lbs.)

\*1 The test results depend to a great extent on the test material etc. **11**



## Angle Grinder


Slide switch: GA003G / GA004G / GA005G  
Paddle switch: GA011G / GA012G / GA013G  
100 mm (4") 115 mm (4-1/2") 125 mm (5")

# Delivers same power as 1,000W corded grinders

### High durability

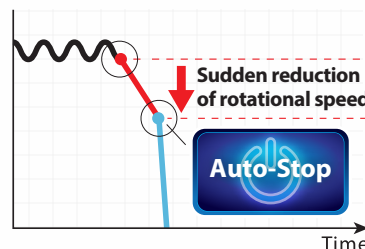
- Large ball bearing supports the motor.
- New switch design to reduce contact weariness.

No load speed:  
**8,500 min.<sup>-1</sup>**



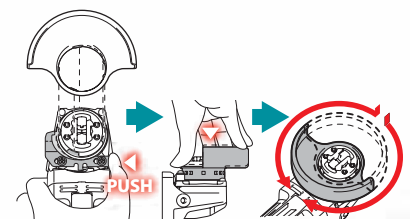
### AFT Active Feedback sensing Technology

Shuts down the tool to protect the user, if the rotation speed suddenly slows down.



### New toolless wheel cover

allows for fast and easy angle adjustment and installation / removal of wheel cover.



about  
**40% UP**

Cut concrete at depths of 20mm

<b>GA005G</b>	<b>140</b>
18V Predecessor Model	100
Slow	Fast

Work amount on a full battery charge\*1  
Battery: BL4040

about **7m**  
Cutting depths: 20mm

### Accessories

Dust collection wheel guard  
191F81-2 191G06-2







**BL MOTOR AFT XPT**



GA003G / GA004G / GA005G / GA011G / GA012G / GA013G

**Slide Switch**



GA005G

**Paddle Switch**



GA013G

Easy-to-hold slim grip

	Wheel Diameter	Switch	
GA003G	100 mm (4")	Slide	✓
GA004G	115 mm (4-1/2")		
GA005G	125 mm (5")		
GA011G	100 mm (4")	Paddle	✓
GA012G	115 mm (4-1/2")		
GA013G	125 mm (5")		

	GA003G	GA004G	GA005G
Wheel Diameter	100 mm (4")	115 mm (4-1/2")	125 mm (5")
Hole Diameter	16 mm (5/8")	22.23 mm (7/8")	22.23 mm (7/8")
No Load Speed (RPM)	8,500	8,500	8,500
Sound Pressure Level	81 dB(A)	81 dB(A)	81 dB(A)
Sound Power Level	92 dB(A)	92 dB(A)	92 dB(A)
Dimensions (L x W x H)	w/ BL4025: 398x117x150 mm (15-5/8"x4-5/8"x5-7/8")	w/ BL4025: 398x130x156 mm (15-5/8"x5-1/8"x6-1/8")	w/ BL4025: 398x140x156 mm (15-5/8"x5-1/2"x6-1/8")
	w/ BL4040: 410x117x162 mm (16-1/8"x4-5/8"x6-3/8")	w/ BL4040: 410x130x168 mm (16-1/8"x5-1/8"x6-5/8")	w/ BL4040: 410x140x168 mm (16-1/8"x5-1/2"x6-5/8")
Net weight	2.8 - 3.3 kg (6.2 - 7.3 lbs.)	2.9 - 3.5 kg (6.4 - 7.7 lbs.)	2.9 - 3.6 kg (6.4 - 7.9 lbs.)
	GA011G	GA012G	GA013G
Wheel Diameter	100 mm (4")	115 mm (4-1/2")	125 mm (5")
Hole Diameter	16 mm (5/8")	22.23 mm (7/8")	22.23 mm (7/8")
No Load Speed (RPM)	8,500	8,500	8,500
Sound Pressure Level	81 dB(A)	81 dB(A)	81 dB(A)
Sound Power Level	92 dB(A)	92 dB(A)	92 dB(A)
Dimensions (L x W x H)	w/ BL4025: 398x117x150 mm (15-5/8"x4-5/8"x5-7/8")	w/ BL4025: 398x130x156 mm (15-5/8"x5-1/8"x6-1/8")	w/ BL4025: 398x140x156 mm (15-5/8"x5-1/2"x6-1/8")
	w/ BL4040: 410x117x162 mm (16-1/8"x4-5/8"x6-3/8")	w/ BL4040: 410x130x168 mm (16-1/8"x5-1/8"x6-5/8")	w/ BL4040: 410x140x168 mm (16-1/8"x5-1/2"x6-5/8")
Net weight	2.8 - 3.4 kg (6.2 - 7.5 lbs.)	3.0 - 3.6 kg (6.6 - 7.9 lbs.)	3.0 - 3.6 kg (6.6 - 7.9 lbs.)

\*1 The test results depend to a great extent on the test material etc. 13





**Combination Hammer**  
HR001G / HR002G / HR003G / HR004G  
28 mm (1-1/8")

**AVT** Anti Vibration Technology

Vibration Level  
**7.0 m/s<sup>2</sup>**



**AFT** Active Feedback sensing Technology

turns the motor off if bit rotation is suddenly forced to stop.  
(HR001G / HR002G)



**Redesigned Tool Balance for Increased Operability**

The tool's center of gravity is located as close to the handle grip as possible, providing more control and less fatigue.

Lightweight
<b>3.9 kg</b>
Model: HR001G Battery: BL4025



**AWS** Auto-start Wireless System

connects to compatible vacuum cleaner with Bluetooth. The vacuum cleaner automatically runs while the switch is on.  
(HR001G / HR002G)




Switch on the tool



Vacuum cleaner is activated







Work amount on a full battery charge\*  
Battery: BL4025

about **120 pcs**

Drilled holes a depth of 60mm (2-3/8") with ø12.5mm bit

**BL**  
MOTOR

**AFT**

HR001G / HR002G

**AWS**

HR001G / HR002G

**AVT**

**SOFT NOLOAD**

HR001G / HR002G

**XPT**



Twin LED job light

Filter cleaning mechanism



Large dust box cover can be opened simply by pushing single push button for easy dust cleaning.



Quick change drill chuck (HR002G / HR004G)

Dust Extraction System

DX12 (191E52-3) / DX14 (191E58-1)



	Quick change drill chuck	AFT	AWS	Dust Extraction System
HR001G	—	✓	✓	DX12
HR002G	✓	✓	✓	DX14
HR003G	—	—	—	DX12
HR004G	✓	—	—	DX14

	HR001G / HR003G	HR002G / HR004G
Impact Energy	EPTA-Procedure 05/2009: 2.8 J	EPTA-Procedure 05/2009: 2.9 J
Capacity	Concrete / Steel / Wood / Core Bit / Diamond Core Bit (Dry Type): 28 / 13 / 32 / 54 / 65 mm (1-1/8" / 1/2" / 1-1/4" / 2-1/8" / 2-9/16")	Concrete / Steel / Wood / Core Bit / Diamond Core Bit (Dry Type): 28 / 13 / 32 / 54 / 65 mm (1-1/8" / 1/2" / 1-1/4" / 2-1/8" / 2-9/16")
Blows Per Minute (BPM)	0 - 5,000	0 - 5,000
No Load Speed (RPM)	0 - 980	0 - 980
Chuck Capacity	1.5 - 13 mm (1/16 - 1/2")	1.5 - 13 mm (1/16 - 1/2")
Sound Pressure Level	95 dB(A)	93 dB(A)
Sound Power Level	106 dB(A)	104 dB(A)
Dimensions (L x W x H)	w/ BL4025: 358x102x232 mm (14-1/8"x4"x9-1/8") w/ BL4040: 373x102x238 mm (14-3/4"x4"x9-3/8")	w/ BL4025: 389x102x232 mm (15-1/4"x4"x9-1/8") w/ BL4040: 404x102x238 mm (15-7/8"x4"x9-3/8")
Net weight	3.9 - 4.6 kg (8.6 - 10.1 lbs.)	HR002G: 4.1 - 4.6 kg (9.0 - 10.1 lbs.) HR004G: 4.0 - 4.5 kg (8.8 - 9.9 lbs.)

\*1 The test results depend to a great extent on the test material etc. 15



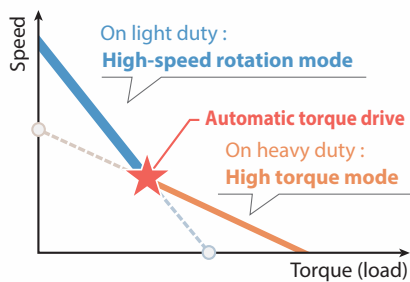
photo: HS003G

**Circular Saw**  
**HS003G / HS004G**  
190 / 185 mm (7-1/2" / 7-1/4")

**ADT** Automatic torque Drive Technology

automatically changes the cutting speed according to load conditions for an optimum operation:

- On light duty: high-speed rotation mode
- On heavy duty: high torque mode



**AWS** Auto-start Wireless System



connects to compatible vacuum cleaner with Bluetooth. The vacuum cleaner automatically runs while the switch is on.



**Bluetooth**

Switch on the tool



Vacuum cleaner is activated

**Compatible with guide rail without adapter** (HS004G only)



**Blower function**



**Twin LED Job light**



**Max. bevel capacity**



**Overload alert using driving mode lamp**







photo: HS004G

**BL MOTOR** **ADT** **AWS** **(BRAKE)** **XPT**



photo: HS003G



photo: HS004G

Work amount on a full battery charge* Battery: BL4040	
about <b>145 pcs</b> Melapi (thickness=60mm / width=300mm)	about <b>310 pcs</b> SPF 2 x 10

Lightweight
<b>4.4 kg</b> Model: HS003G Battery: BL4040

Max cutting capacity at 90°
<b>185mm</b> <b>190mm</b> <b>66 / 68.5 mm</b> Model: HS003G



	HS003G	HS004G
Blade Diameter	190 / 185 mm (7-1/2" / 7-1/4")	190 / 185 mm (7-1/2" / 7-1/4")
Max Cutting Capacity	90°: 68.5 / 66 mm (2-11/16" / 2-5/8") 45°: 47.5 / 45.5 mm (1-7/8" / 1-13/16") 56°: 35.5 / 34 mm (1-3/8" / 1-5/16")	90°: 62.5 / 60 mm (2-7/16" / 2-3/8") 45°: 44.5 / 43 mm (1-3/4" / 1-11/16") 48°: 42 / 41 mm (1-5/8" / 1-5/8")
No Load Speed (RPM)	6,000	6,000
Dimensions (L x W x H)	w/ BL4025: 316x200x290 mm (12-1/2"x7-7/8"x11-3/8") w/ BL4040: 331x200x290 mm (13"x7-7/8"x11-3/8")	w/ BL4025: 322x210x290 mm (12-5/8"x8-1/4"x11-3/8") w/ BL4040: 337x210x290 mm (13-1/4"x8-1/4"x11-3/8")
Net weight	4.1 - 4.4 kg (9.0 - 9.7 lbs.)	4.4 - 4.7 kg (9.7 - 10.4 lbs.)

\*1 The test results depend to a great extent on the test material etc. **17**



**Recipro Saw  
 JR001G**

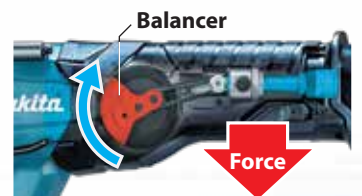
**High Durable Structure**



Easy blade ejection lever



Smooth cutting with vertical crank system



Tool-less shoe adjustment







**BL MOTOR XPT**



**Lightweight**  
**4.2 kg**  
Battery: BL4025



## High Cutting Speed

Metal Cutting speed about **10% UP**

ø25.4mm (1") Carbon steel pipe

JR001G	<b>110</b>
18Vx2 Predecessor Model	100

Slow Fast

Wood Cutting speed about **35% UP**

SPF 2 x 10

JR001G	<b>135</b>
18Vx2 Predecessor Model	100

Slow Fast

Work amount on a full battery charge*1 Battery: BL4040	
about <b>130 pcs</b> ø25.4mm (1") Carbon steel pipe	about <b>155 pcs</b> SPF 2 x 10

Length of Stroke	32 mm (1-1/4")
Strokes Per Minute (SPM)	High / Low: 0 - 3,000 / 0 - 2,300
Capacity	Pipe : 130 mm (5-1/8") / Wood: 255 mm (10")
Sound Pressure Level	85 dB(A)
Sound Power Level	96 dB(A)
Dimensions (L x W x H)	w/ BL4025: 457x88x233 mm (18"x3-1/2"x9-1/8") w/ BL4040: 472x88x239 mm (18-5/8"x3-1/2"x9-3/8")
Net weight	4.2 - 4.5 kg (9.3 - 9.9 lbs.)

\*1 The test results depend to a great extent on the test material etc. **19**



**Makita Singapore Pte Ltd**  
7, Changi South Street 3, Singapore 486348  
Phone : +65-6546-8700 Fax : +65-6546-8711  
Email : msgproductteam@makita.com.sg  
Website : www.makita.com.sg



f MakitaSG



Visit our website